

Blockchain .News

TRUE

INSIGHTFUL

WHY WRITE FOR US ?

GLOBAL EXPOSURE

Access to our global audience of readers.

GLOBAL NETWORK


The chance to network and interact with our global partners and leaders in the blockchain space.

FREE WILL

Your commitment is flexible, and you can submit content according to your own schedule.

OPERATION GUIDELINES

This guideline will walk you through all the operational procedures. We want to make sure your article is presented in the most decent format.



STEP BY STEP
GUIDELINES

DOS & DON'TS

- ✓ **English content is welcomed only**
 - ✓ **Creative and interesting views on anything related to blockchain**
 - ✓ **Valuable insights in applications of blockchain technology**
 - ✓ **Analysis on news and events going on in the blockchain space**
 - ✓ **Information about the ever evolving blockchain regulations of various jurisdictions**
 - ✓ **Content related to technical areas of blockchain technology are extremely welcomed**
- x **Any materials considered to be promotional or marketing materials for other projects**
 - x **Content that is not the original work of the author or plagiarism**
 - x **Any offensive or insulting viewpoints that contain malicious intent**

REGISTRATION

STEP 1

Go to Blockchain.News front page. Click the “Registration” button at the top right corner.



STEP 2

Enter your email and setup your password. If you want to apply to be a writer, make sure you tick BOTH boxes.

MEMBER REGISTRATION

As a member of Blockchain.News you will have access to the latest blockchain news and exclusive events hosted by Blockchain.News and our partners.

Register now and stay tuned for even more greater things to come!

Email *

Please make sure passwords are at least 6 characters long and with at least ONE number, ONE capital letter, ONE lowercase letter, and ONE symbol.

Password *

Confirm password *

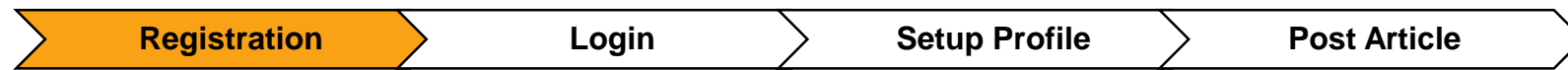
Subscribe to Newsletter Apply to be a writer

Register

Already have an account? [Login here.](#)

STEP 3

Check your mailbox or junk mailbox and you will receive the “Acknowledgement Email”. Reply our email for confirmation!



LOGIN

STEP 1

Go to [Blockchain.News](#) front page, Click the “Login” button at the top right corner.



STEP 2

Login with your email and password you just set.

LOGIN

Email *

The Email field is required.

Password *

The Password field is required.

Login

Other Login Options:



[Forgot your password?](#) [Register for an account](#)



SETUP PROFILE

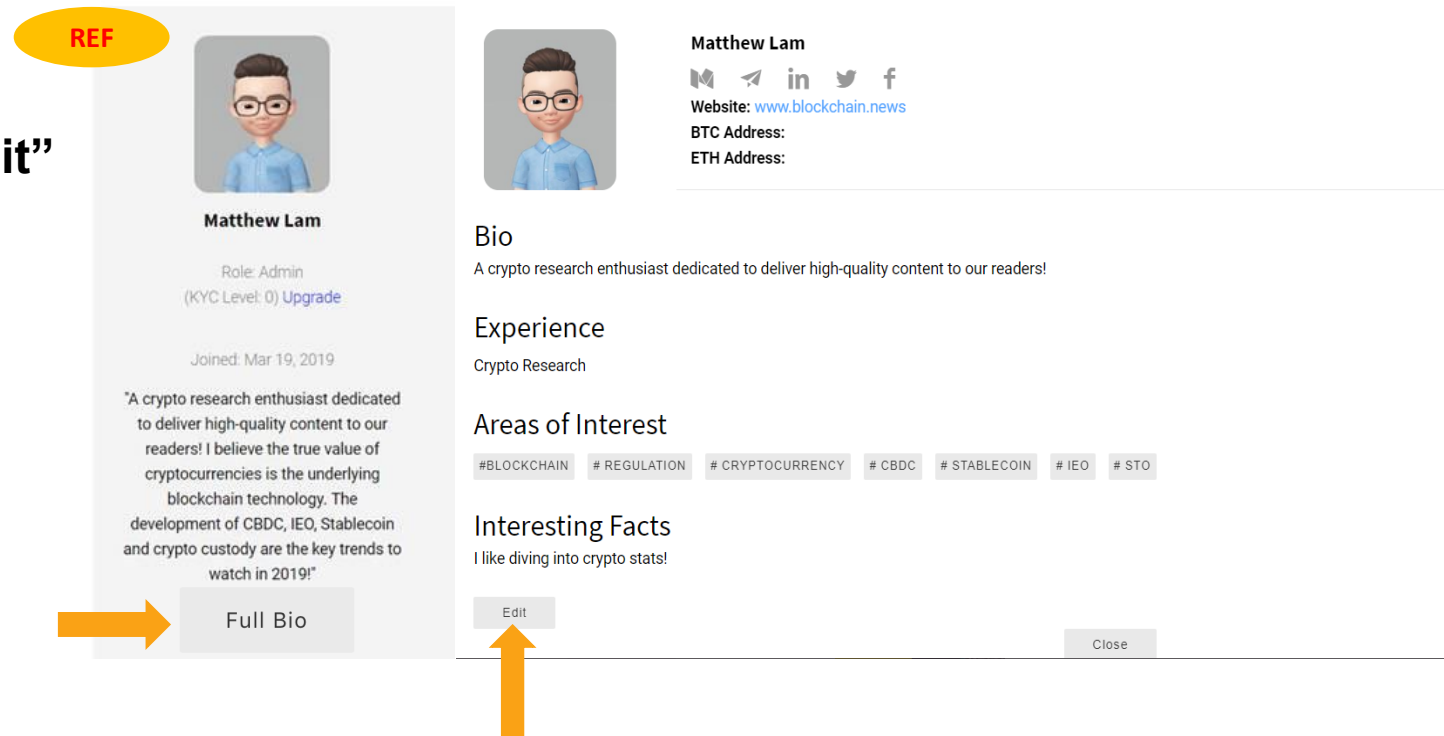
STEP 1

After login, click "PROFILE" at the top bar.



STEP 2

Click the "Full Bio" button at the bottom left corner. Then click "Edit"



SETUP PROFILE

STEP 3

Fill in your user name, a self-introduction of **50 – 70 words**, other personal information, and upload your profile picture.

STEP 4

Then click “Save changes” to save your change.

Edit Profile

Short Intro - This should be a concise summary (less than 250 characters) of what the world should know about you. Be creative!

Passionate in blockchain and crypto research! **Status: Within 250 characters**

Profile Image (180px x 180px and smaller than 500KB) [\[Crop Helper for Profile Picture\]](#)

No file chosen **Image Requirement: 180 px x 180 px**

Name
Matthew Lam **Please input Full Name**

Website
www.blockchain.news

Medium

Telegram
https://t.me/Fung0117

LinkedIn
https://www.linkedin.com/in/fung0117/

Twitter
https://twitter.com/BlockchainNewBN

Facebook
https://www.facebook.com/Blockchain.News.BN/

BTC Address

ETH Address

Bio
A crypto research enthusiast dedicated to deliver high-quality content to our readers!

Experience (separated by commas)
Crypto Research

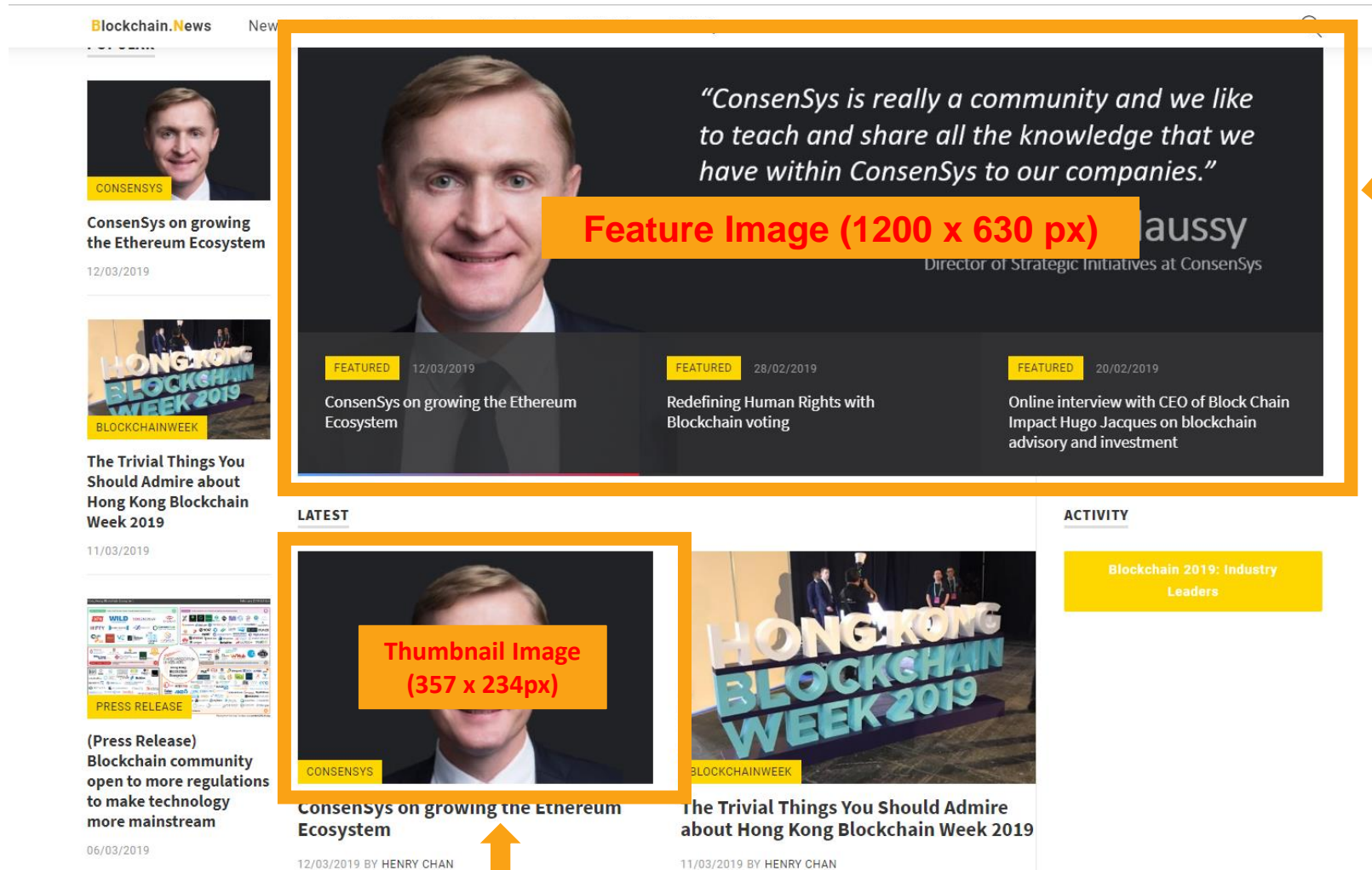
Areas of Interest (separated by commas)
blockchain, regulation, cryptocurrency, CBDC, stablecoin, IEO, STO

Interesting Facts
I like diving into crypto stats!

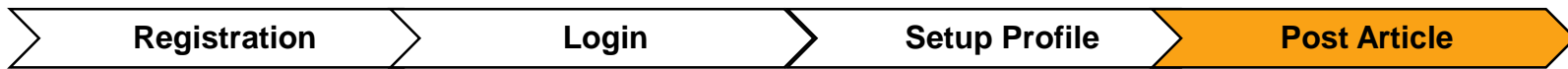


POST ARTICLE

IMAGE SIZE



Before you prepare to upload your article, please pay attention to our image size requirement here.



POST ARTICLE

SELECT

Click "POST" at the top bar.
Then click "NEWS".



STEP 1

Title

1 Article title

STEP 2

Thumbnail Image (357 x 234 px and smaller than 300KB)
[Crop Helper for Thumbnail]

★ **2** Choose File No file chosen **Upload the thumbnail image**

STEP 3

Featured Image (1200 x 630 px and smaller than 300KB)
[Crop Helper for Featured Image]

★ **3** Choose File No file chosen **Upload the feature image**

STEP 4

Category (Separated by comma)

4 blockchain,bitcoin **Create the article tag, up to 6 tags per article (these tags will show at the end of the article)**

STEP 5

Pub Date:

5 04/29/2019 12:00 AM

STEP 6

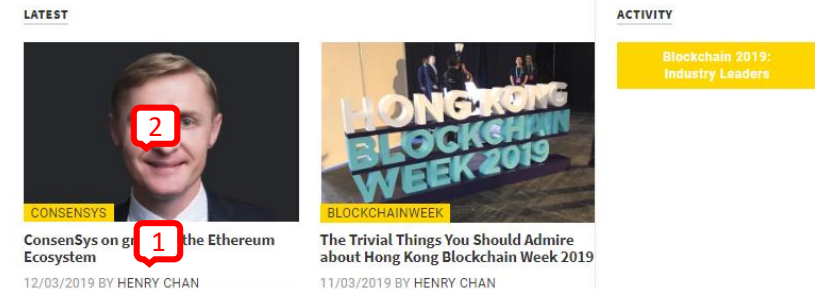
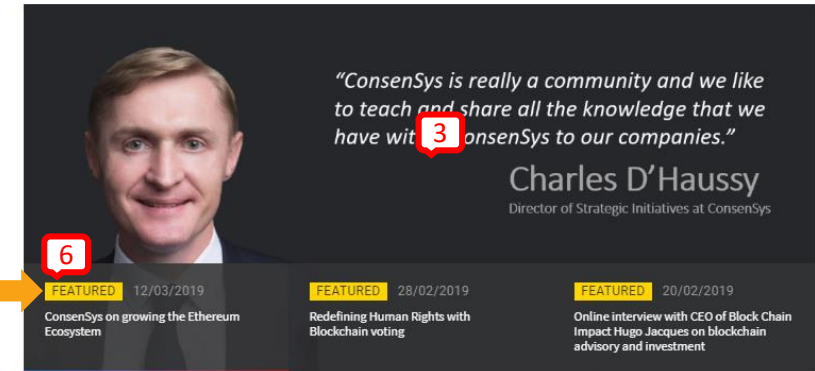
Post at Tab

★ **7** Summary **6** Select the post tag (which means the yellow tag at top left corner)

STEP 7

Short description of post

A short summary of your article, up to 50 words.



POST ARTICLE

SELECT

Click "POST" at the top bar.
Then click "NEWS".



STEP 1

Title

1 **Article title**

STEP 2

Thumbnail Image (357 x 234 px and smaller than 300KB)

[Crop Helper for Thumbnail]

★ 2 Choose File No file chosen

STEP 3

Featured Image (1200 x 630 px and smaller than 300KB)

[Crop Helper for Featured Image]

★ 3 Choose File No file chosen

STEP 4

Category (Separated by comma)

4 blockchain,bitcoin

**Create the article tag, up to 6 tags per article
(these tags will show at the end of the article)**

STEP 5

Pub Date:

5 04/29/2019 12:00 AM

STEP 6

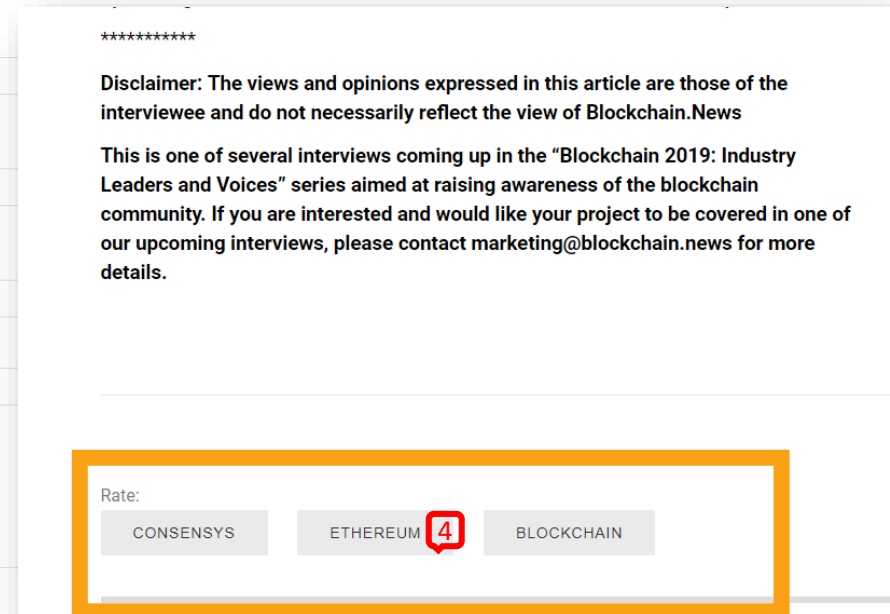
Post at Tab

6 Classics
Featured
Activity

STEP 7

★ 7 Summary

Short description of post



POST ARTICLE

News Interview Prices Events Technology Classics Regulation Industry Stablecoin Investment CBDC Mining

Generate Weekly Updates Template

Title

Thumbnail Image (357 x 234 px and smaller than 300KB)
[Crop Helper for Thumbnail]

No file chosen

Featured Image (1200 x 630 px and smaller than 300KB)
[Crop Helper for Featured Image]

No file chosen

Category (Separated by comma)

blockchain,bitcoin

Pub Date: Post at Tab

Summary

Short description of post

8 Content

Edit - View - Format - Insert - Table -

Paragraph - Verdana - 11pt - **B** *I* U **“** **A** -

0 WORDS

Is published Show on Front Page

- 8.1 Paste the content after editing it in **MS Word**
(Note that the page will time out in 10 mins)
- 8.2 Use “Heading 3” as the sub-heading Size
- 8.3 Insert the pictures under “Insert” when necessary
- 8.4 Font : **Arial** Font Size : **14**
- 8.5 Save the article, then we will review and publish your article!

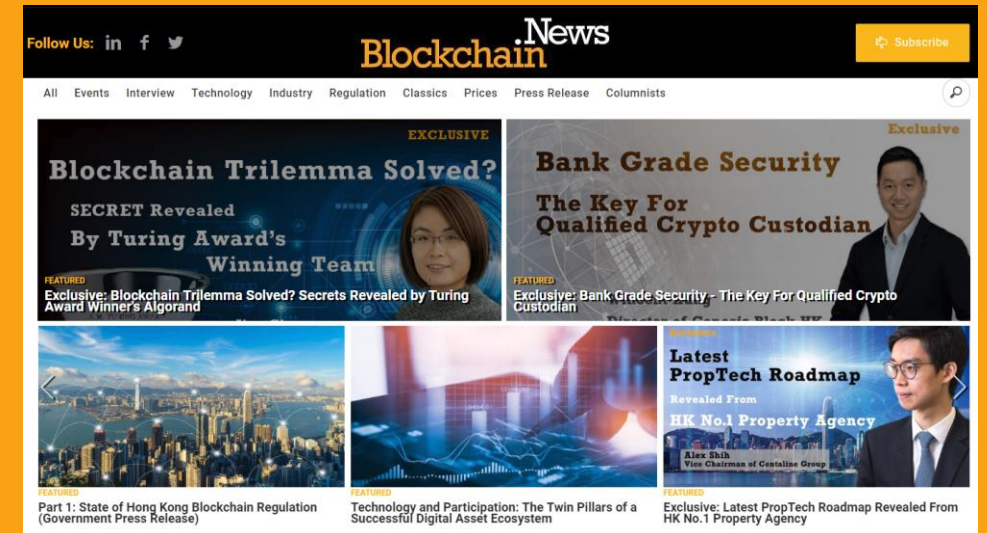
STEP 8



Feature Post

A higher chance to be featured if.....

- 1) Articles with in-depth analysis and unique insights
- 2) Nice looking featured image (1200 px x 630 px)
- 3) No promotional content



A Warm Reminder...

Article tagging

- Articles not tagged with the above tabs will be found in “News” **ONLY**

Processing time

- We require **3-5 working days** to approve and publish your article

Social media channels

- Make sure to share your article via our social media channels! (Facebook ,Twitter, LinkedIn)

Contact Us

Content Team

✉ Content@blockchain.news